



**2014**

**2015 2 28**

1.

2.

2014 1 1 2014 12 31

3.

2014

2014

4.

2014

5.

6.

[1998]714

56.47%                      72.7%                      100%

1987

DAURIC

VIPS

ISO9001

3C CE

SMPTE MPEG AVS

A

100

2011

14100

200

2014 12 31

33.49


2049.443

31.63

14.58

2654.74

3.3378



	2012	2013	2014
	382,946.91	354,869.48	334,948.53
	6,793.72	3,708.35	2,654.74
	12,669.93	13,121.87	12,212.32
	11,527.43	14,991.72	13,342.19

**1.**

1.1

2014

4

43

2

32

7

1

1.2

2014 8

BIRTV2014



**3.**



IT

3.4 BIRTV

8 26 BIRTV

BIRTV2014



---

		2013	12	31
2257	11	329		1103
814				

2014

1.51 EBITDA 2.08


**3.**

3.1


2010

3

2014 12 17



2014 12 25






3.4

2014 10 12

36



2014 11 22 2014 BIRTV

15

37

328


4.

4.1

1989

2014

361,300



2015 2 28